

Let yourselves wrap by our solutions!

Rewinder for labels in reel



Example Code - **AD1231-S1**


The rewinder can be right or left and it can be used with any type of printer.

It has an external power supply of 220/18 Vac and an electronic circuit controls all the functions.

When the roll runs out the rewinder stops by uttering an acoustic signal.

It is possible to add a second optional support for large and heavy reels.

The possibility to decide the rotation's way, clockwise and anticlockwise, allows to obtain a reel with labels on the outside or on the inside.





Example Code - **AD1111-S0**


The tension arm adjusts the rotation's speed and when it is lowered the rewinder turns at full speed, while it is raised the rewinder is motionless and besides it blocks the motor's rotation when the printer stops.

The rewinder is available in different versions and every model is featured by its own code.

Through the configuration table, see below, it is possible to compose the device with the mechanical characteristics that better suit your demands and also to obtain the code of the product to order.

Configuration table - example **AD2211-S2**

A	D/S	1/2	1/2	1/2/3	1/2	S0/S1/S2
Type	Version	Reel diameter	Motor speed	Label width	Reel's core hub type	Support (optional)
A Rewinder	D Right	1 250 mm	1 120 rpm	1 120 mm	1 Standard da 42-118 mm	S0 Without
	S Left	2 300 mm	2 225 rpm	2 160 mm		S1 250 mm
				3 210 mm	2 1 Inch with springs 	S2 300 mm



Second support
S1 - S2 (optional)