


# Roll Direction Chart

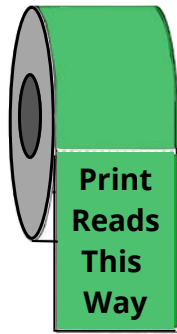
Labels have specific orientations when it comes off the printer. This is crucial, especially when using applicators, to ensure that the labels are applied correctly.

## Position 1-4 Labels Wound Out



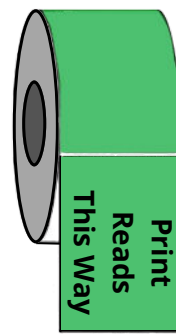
1

Top of the copy  
Dispenses first



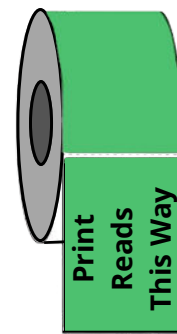
2

Bottom of the copy  
Dispenses First



3

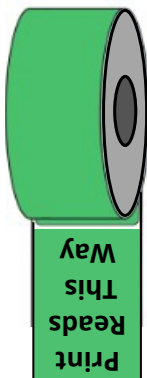
Right Side of the copy  
Dispenses first



4

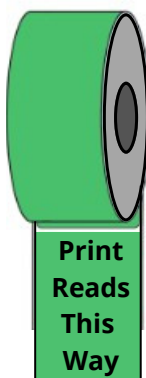
Left side of the copy  
Dispenses First

## Position 5-8 Labels Wound In



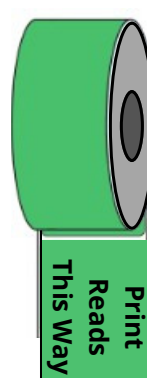
5

Top of the Copy  
Dispense first



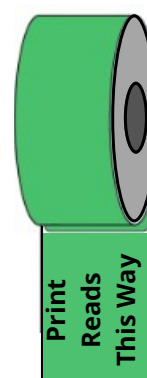
6

Bottom of the copy  
Dispenses first



7

Right Side of the copy  
Dispenses first



8

Left Side of the copy  
Dispenses first

*Tyrone and the team at*